




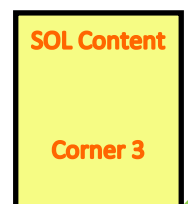
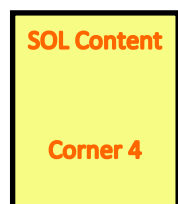
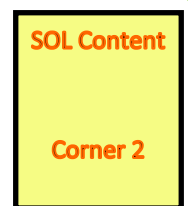
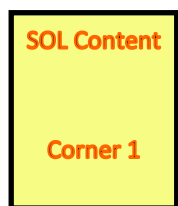
Directions

1. Place the SOL content in the corners of the room.
2. When the music starts, students travel around the room.
3. When the music stops, students walk to a corner and complete the SOL content.
4. Teacher checks for understanding.
5. Repeat steps 2-4. Students go to a different corner each time.

Time
20-30
minutes

Materials

- SOL content
- Music



Game and SOL IntegrationHistory & Social Science

Students demonstrate they understand the terms near, far, above, below, left, right, behind, in front of, in relation to a manipulative in the corner. (K.3)

Language Arts

Students sort pictures to diagraphs in each corner. (K.7)

Math

Students sort manipulatives from least to greatest. (K.1)

Science

Students sort manipulatives according to their shape. (K.4)

Game and SOL Integration

History & Social Science

Students answer questions based on whether they stopped in the past, present, or future corner.(1.1)

Language Arts

Students create compound words from a list at each corner. (1.6)

Math

Students solve a math problem in each corner. (1.5)

Science

Students decide what objects in their corner will mix or dissolve with water. (1.3)

Game and SOL IntegrationHistory & Social Science

Students write down a fact about an influential American at each corner. (2.11)

Language Arts

Students create synonyms and antonyms from a list of words at each corner. (2.7)

Math

Students make fractions with manipulatives in each corner. (2.3)

Science

Students use manipulatives at each corner to represent solids, liquids, and gases. (2.3)