


Pair Up

All Grades

fresh





Directions

1. Teacher gives each student a card.
2. Students find a place in the room.
3. At the signal, students travel around the room and find their pair.
4. Teacher checks for understanding.
5. Students switch cards with someone who is not their pair.
6. Repeat steps 3-5.

Time
20-30
minutes

Materials

- SOL content on note cards



★ = student

Game and SOL Integration

History & Social Science

Half the class holds a picture or description of a job. The other half holds the picture of the person. (K.8)

Language Arts

Half the students hold capital letters, the other half hold lower case letters. (K.6)

Math

Half the students hold pictures of coins, the other half holds a card with a dollar amount. Students find their pair. (K.7)

Science

Half of the class holds pictures of objects that are a certain shape, for example the sun. The other half of the class holds the actual shape. (K.4)

Game and SOL Integration

History & Social Science

Half the class hold pictures of influential people, the other half a picture describing a fact or a fact written out. (1.3)

Language Arts

Students find their rhyming pair. (1.3)

Math

Students hold up a numbers to make ten. (1.5)

Science

Half of the class hold pictures of animals that live on water or land the other half of class holds a picture of water or land.(1.5)

Game and SOL Integration

History & Social Science

Match the examples of resources to the picture describing the specific resources. (2.8)

Language Arts

Students find their antonym or synonym. (2.6)

Math

The teacher states a sum, students find numbers needed to make the sum. (2.5)

Science

Half the students hold a card with "SOUTH" on it, the other half holds a card with "NORTH". The teachers calls out "Attract" and "Repel." (2.2)